




IOLMATIC®

Injector System for Precizon™ IOLs

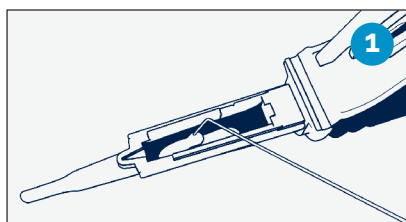
**READY TO USE
WITH TWO SIMPLE
CLICKS!**

Our new ready to use packaging for PRECIZON™ IOLs, is fully compatible with the IOLMATIC® injector system. With just 2 simple clicks the IOLMATIC® injector system is connected to the lens holder, loaded with the IOL and ready to use. It's easy, saves time and ensures a safe IOL delivery with reliable results.

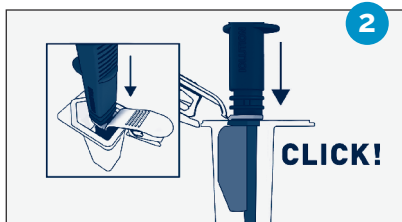


// 4 STEPS TO SUCCESS

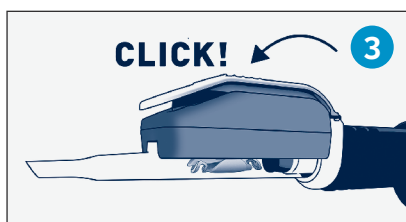
Your sales representative is happy to provide a short training for using the IOLMATIC® Injector System. With the IOLMATIC® Injector System, there are 4 steps to success:



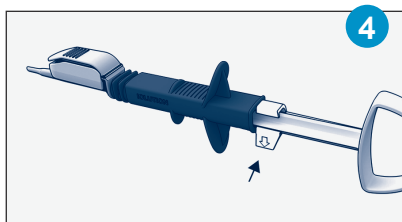
1. Fill the injector with viscoelastic



2. Connect the injector to the lens holder (*first "click"*)



3. Load the injector with the IOL (*second "click"*)



4. Release the safety lock

// SPECIFICATIONS

- ✓ For single use only
- ✓ 2.2 mm incision
- ✓ Push injection system
- ✓ Compatible with PRECIZON™ IOLs
- ✓ Soft tip for 1 piece acrylic IOL
- ✓ Product code:
IOLMATIC 2.0-A (1 unit)
IOLMATIC injector system 2.0 S (1x1)



> Watch the full instruction video

Manufactured by IOLUTION GmbH, Germany | Distributed by OPHTEC B.V.

P.O. Box 398 | 9700 AJ Groningen | Schweitzerlaan 15 | 9728 NR Groningen | The Netherlands
T: +31 50 5251944 | F: +31 50 5254386 | E: info@ophtec.com | Information on this document is subject to modification. Always consult the IFU of the IOLMATIC Injector System and the IFU of the concerning IOL for complete instructions. | ©2022 OPHTEC BV | A901002132-1