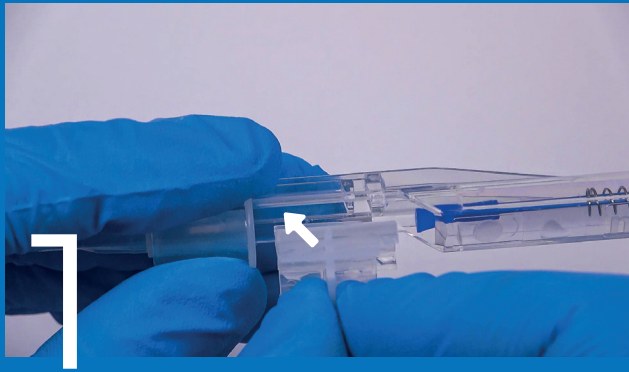
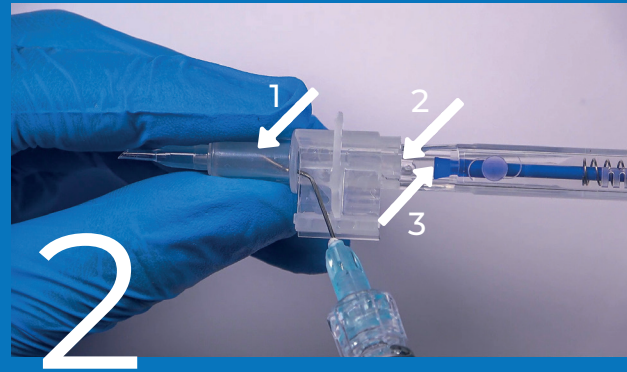


Medicel Preloaded Loading Sheet


• Take out the preloaded loading chamber and insert it into the injector body. Press until it audibly clicks into place.



• Fill up the nozzle with viscoelastic solution through the front groove.
• From the end of the loading chamber, also fill in viscoelastic solution and put a drop on the silicone tip.



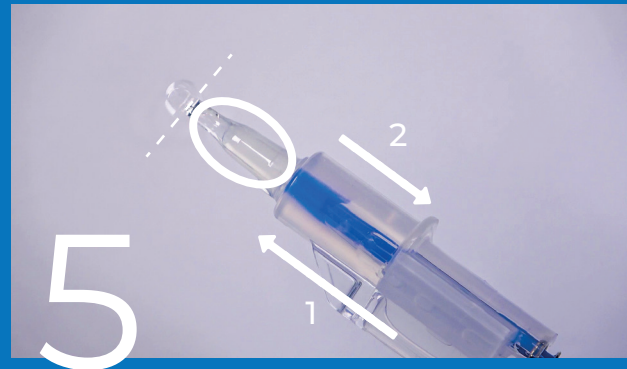
• Remove the holding piece covering the loading chamber by flipping it up.



• Close the winglets until you hear a "click".



• Slowly push the lens forward until it reaches the conical part of the nozzle.
• Pull back the plunger until the trailing haptic and the silicone tip are separated.



• Push forward the plunger again until the IOL leaves the nozzle tip.

